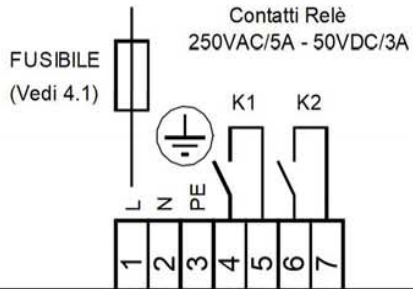
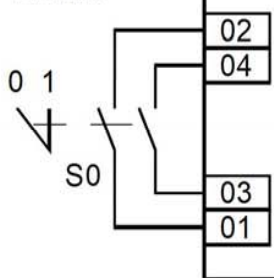


INTERRUTTORE
DI LINEA



MODELLO DMT2

TENSIONE ALIMENTAZIONE

VAC	VDC	
Fase (L)	+ VDC	1
Neutro (N)	- VDC	2
Terra (PE)	Terra (PE)	3

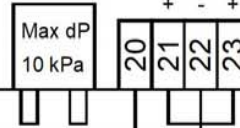
(Ulteriori dettagli vedi
4.1 Caratteristiche tecniche)

SEGNALI IN USCITA

RELE' ALLARME Min/Max dP

RELE' ALLARME EMISSIONI


TRASDUTTORE
DI PRESSIONE



+ P1 (dP filtro lato sporco)
- P2 (dP filtro lato pulito)

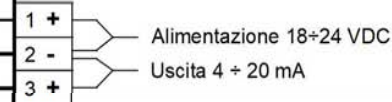
18+24 VDC
4 + 20 mA

CAVO SCHERMATO



COLLEGAMENTO SONDA TRIBO

SONDA TRIBO TC50-xxx



Alimentazione 18+24 VDC
Uscita 4 + 20 mA